

Development of an Offline Computer-Based Assessment Tool in Statistics and Probability Utilizing MS PowerPoint and MS Excel

¹Cherry Mae B. Cabrera & ²Jupeth T. Pentang

Abstract

This capstone project aimed to develop an offline computer-based assessment (CBA) tool that uses a computer instead of a traditional paper test in evaluating student learning. This addresses the difficulties faced by teachers in administering quarterly assessments. Incorporating technology into student assessment can increase student interest because of the immediate feedback generated automatically and can help teachers improve their work performance. This capstone project employed a developmental approach and utilized a modified ADDIE (Analysis, Design, and Development) model to design the tool using Microsoft PowerPoint and Excel. Ten experts in mathematics, ICT, and assessment validated the face and content validity of the developed CBA tool. Based on the panel's evaluation, the developed offline CBA tool in Statistics and Probability has passed all the assigned criteria, such as functionality, usability, efficiency, technicality, and accessibility. Overall, the developed CBA tool is suitable for use to address assessment-related issues.

Keywords: *ADDIE model, assessment in learning, ICT integration, Microsoft office applications*

Article History:

Received: November 1, 2023

Accepted: December 15, 2023

Revised: December 14, 2023

Published online: December 16, 2023

Suggested Citation:

Cabrera, C.M.B. & Pentang, J.T. (2023). Development of an offline computer-based assessment tool in statistics and probability utilizing MS PowerPoint and MS Excel. *International Journal of Science, Technology, Engineering and Mathematics*, 3 (4), 73-100. <https://doi.org/10.53378/353034>

About the authors:

¹Teacher II, Muñoz National High School - Main, Science City of Muñoz, Nueva Ecija, Philippines. Graduate student, Wesleyan University - Philippines, Cabanatuan City, Nueva Ecija, Philippines

²Corresponding author. Assistant Professor III, Western Philippines University, Puerto Princesa City, Philippines. Graduate School Facilitator, Wesleyan University - Philippines, Cabanatuan City, Nueva Ecija, Philippines. Email: jupethpentang123@gmail.com

1. Introduction

Assessment is integral to the teaching and learning process that determines whether the learner has learned what has been taught. It also provides teachers with immediate feedback, allowing them to modify their teaching approaches to the diverse learning styles of their students. There are various types of assessments used in the classrooms (Sarmiento et al., 2020; Gonzales & Callueng, 2014) but the public schools in the Philippines generally use the paper and pen tests (PPT), which several researchers argued the need for technology-based assessment techniques (Neumann et al., 2018; Danniels et al., 2020; Jurāne-Brēmāne, 2023; Nye, 2022; Elmahdi et al., 2018). While majority of the studies showed no significant difference in the performance of the students in PPT and computer-aided tests (i.e. Bayazit & Aşkar, 2012; Darr, 2014; Grapin & Sayac, 2022; Laurie et al., 2015; Wang et al., 2008; Smolinsky et al., 2020; Akdemir & Oguz, 2008; DiCarlo et al., 2023; Moon, 2013) and some still prefer PPT (Wang et al., 2021; Wagner et al., 2022; Alabi et al., 2023), the PPT has three-fold tasks for teachers involving preparation, administration and post-evaluation of results. In fact, Jomuad et al. (2021) describe this as additional teachers' workload with a significant impact on their stress levels as well as on their performance. Similarly, Hundani and Toquero (2021) supposed that teachers' work-related paperwork contributes to their level of occupational stress.

Researchers and educators alike urge teachers to become innovative in assessing students' learning (Looney, 2009; Serdyukov, 2017; Zacharis, 2010) and one of the most effective strategies is to employ technology through computer-based assessment (CBA). A CBA is a method of evaluating student learning that uses a computer instead of a traditional paper test, also known as onscreen testing and e-testing. CBA has become essential to teaching and learning over the last two decades and is viewed as a solution for assessment implementation for learning and providing real-time feedback on students' performance (Burgmanis et al., 2023). It also reduces test durations while increasing students' motivation to take tests (AlAdl, 2020). While implementing computer-based tests can give teachers a new challenge in the digital era, they need to be creative to keep up with the advancement of science and technology. Aside from created opportunities to raise the status and accreditation of the school (Lesly, 2021), it follows the Department of Education (DepEd) order no. 78, s. 2010, on the computerization program to equip public schools with the necessary

technologies to improve the quality of education and address the challenges of the 21st century. Students nowadays prefer to use technological devices in every aspect of their daily activities (Cha et al., 2020; Pentang, 2021). Hence, the use of technology, particularly for assessment, is highly beneficial. It can help the country's educational system by allowing students to showcase their skills in ways that traditional methods would not allow (Das, 2019).

The use of CBA tool to assess students' performance increases teachers' productivity (Terzis & Economides, 2011) by reducing laborious tasks due to the automated results generated. In terms of the assessment administration, the main argument with the CBA is the availability of reliable internet connection (Sibberns, 2020; Csapó et al., 2012; Thurlow et al., 2010; Tomasik et al., 2018) specially in countries like the Philippines where the internet has been a constant challenge in online education (Asio et al., 2021; Gocotano et al., 2021; Barrot et al., 2021). Hence, offline CBA, a method of assessment that uses a computer without an internet connection, is highly recommended in the Philippines. If locally developed, an offline CBA is less expensive than an online CBA since it can be administered in school computer laboratories without a need for strong internet connection. Moreover, it can also reduce students' cheating chances since they cannot look for answers online and waste time when answering questions during the test (Alek, 2020). Through ICT, the content can be presented engagingly, capturing students' interest and perception through text, color, and visual displays (Mirsharapovna et al., 2022). Students and educators may benefit from such an approach regarding quality, efficiency, and quantity. Since many students use computers, tablets, and smartphones outside the classroom, utilizing these same devices for testing may help students connect what they learn in class and what happens in real-world situations.

Given the advantages of using CBA to the teachers through efficiency and ease (Nikou & Economides, 2019; Maqableh et al., 2015; Sirianni et al., 2017; Bloom et al., 2018; Ceka & O'Geen, 2019; Zheng & Bender, 2019; Sullivan, 2020; Efendi et al., 2021; Dembitzer et al., 2017; Terzis & Economides, 2011) and the immediate feedback given to the students (Shute & Rahimi, 2017; Debusse & Lawley, 2016), this capstone project developed an offline CBA tool in Statistics and Probability. In addition, to address the common issue on internet connectivity in the research locale, the CBA has been developed using easily

available built-in software Microsoft PowerPoint and Excel. This allows maximum benefit for teachers for the ease of use with minimum training required.

2. Methodology

2.1. Research design

This project used developmental research design to develop an offline CBA tool in Statistics and Probability. Based on Richey and Klein (2005), developmental research focuses on designing, producing, and assessing instructional materials and processes that can provide educators with valuable data. The instructional system design method was the modified ADDIE model, which only includes the analysis, design, and development processes. The implementation and evaluation stages were excluded from this project since the material needs to be validated by experts before implementation. According to Campbell (2014), ADDIE can be modified to meet almost any educational need or purpose. Given the dynamic nature of current education, this paradigm for instructional design is ideally equipped to address future issues associated with the design.

2.2. Participants

This project was evaluated by ten experts with the following criteria: Master's or Doctorate degree holder, an expert in teaching Mathematics, an experienced teacher in the field of Mathematics, an expert in ICT, and an Assessment expert. Purposive sampling was employed since the project requires specialized experts who can assist the study in achieving its objectives. This type of sampling is used to increase the study's rigor and the accuracy of the data and results by better matching the participants to the study's goals and objectives (Campbell et al., 2020). Purposive sampling helps the researcher to eliminate irrelevant feedback that is unnecessary in the study's context and it reduces the data collection margin of error (Obilor, 2023).

2.3. Instruments

As part of the analysis phase of the modified ADDIE model, the third and fourth quarterly assessment issues and concerns and other essential reports were used in developing the offline CBA tool. Teachers' experiences during the administration of assessments served

as the basis for developing the tool. Microsoft applications such as PowerPoint and Excel were used as the platforms for designing and developing the tool.

Moreover, the instrument used to validate the CBA tool was adapted from ISO 9126, an international standard for software quality. The validation form has the following criteria: functionality, usability, efficiency, technicality, and accessibility. Since the validation was limited to the CBA tool and not the assessment itself, the criteria only focus on software validation. Functionality refers to the usefulness and appropriateness for its intended use. Usability is a means of determining how easy it is to use. Efficiency is the ability to deliver desired and accurate outcomes with minimal resources. Technicality refers to the set of information and specifications regarding the utilization, and the accessibility is concerned with how easily the tool may be accessed or operated by anyone. Each criterion may be scored on a scale of 1 to 5, with 5 representing the highest rating. The validation rating sheet follows Pentang (2023) with the following: (1) strongly disagree, (2) disagree, (3) neutral, (4) agree, and (5) strongly agree.

2.4. Data gathering procedures

The research used the modified ADDIE model development process. This method is the most appropriate since it offers an integrated approach that can be employed in developing the offline CBA tool.

Analysis phase. During this phase, it was found that evaluating student's learning involves various tasks, such as preparing test materials, administering tests, checking test papers, recording scores, and analyzing the test results. It is challenging for teachers because the various tasks require much time and effort. Similarly, during the conduct of the Regional-Mid-Year Assessment, there were necessary reports that teachers needed to submit following the administration of the assessment. Teachers struggle to keep up with the deadlines, especially during the 3rd and 4th quarter assessments, because of the other school forms and year-end activities needed. Additionally, students do not find traditional tests especially interesting or engaging based on the issues and concerns reported by the teachers specially in Statistics and Probability, a core subject in grade 11 senior high school.

During the fourth quarterly assessment at a particular school in Central Luzon, Philippines, 50 students underwent CBA for core subjects, and based on the report of

teachers who facilitated the CBA, one major problem is the internet connectivity since the platform used was Google Forms. Online CBA can be highly beneficial to schools, but since a strong internet connection is required, it is relatively expensive. Based on the analysis, innovative approaches to assessment are needed to help teachers prepare assessment-related reports, fulfill deadlines, and stimulate students' interest in assessments without using excessive resources.

Design phase. Using the data acquired during the analysis phase, the issues and concerns reported during the conduct of quarterly assessments were considered in designing the CBA tool, particularly for the preparation of assessment-related reports such as the grading sheets, Mean Percentage Scores (MPS), number of students who achieved or exceeded the minimum proficiency level and the most and least learned competencies. An offline CBA was designed considering the type of test and what platform to create the project, considering the functionality, usability, efficiency, technicality, and accessibility.

The tool was designed following the 50-item multiple-choice type of test and utilized the following software.

PowerPoint - a complete graphical presentation program with tools for word editing, outlining, sketching, and presentation management. This served as the central platform for creating the assessment tool; all the programming codes were done through this software.

PowerPoint macro-enabled Show – It enables users to integrate small programs known as macros into the slides. This is the medium through which test takers respond to the assessment.

Excel - a program used to arrange data, perform computations and perform data analysis. This stores all data about the assessment takers and is linked to the PowerPoint.

Development phase. In this phase, the tool was created with help from comments and suggestions of ICT experts including techniques in designing the background design, adding navigation buttons for the tool's usability, and incorporating the following features and functionalities.

Offline setting. This tool does not require internet connectivity. This can also prevent students from cheating since this will be administered in computer labs, and students cannot open search engines to look for answers online.

Shuffling of choices. This feature can discourage students from copying their seatmates' answers.

Changing of answers. Students can change their answers if they accidentally click the wrong button.

An *Exit Assessment* button that leads to results if the test taker decides to terminate the exam early.

A display of the taker's total score, number of missed questions, and percentage after the assessment. The immediate results will attract students' interest and help teachers harvest scores and prepare grading sheets easily.

A button that *generates a certificate* if the test taker scored 60% or more.

An *Excel file* that stores all the student data, such as the student's name, section, score, percentage, and questions with corresponding labels (correct or wrong). This saves time for teachers to complete other tasks by making it simple for them to record and analyze test results and generate automated assessment-related reports on time.

Validation. Ten experts acted as the validation panel chosen based on their years of experience in teaching and their knowledge of Mathematics, ICT, and Assessments. They provided comments and suggestions to ensure the CBA tool is efficient and valuable.

2.5. Data analysis

To analyze the data in validating the CBA tool based on experts' ratings, the Content Validity Ratio (CVR) and the Content Validity Index (CVI) were employed. Ratings of "strongly agree" were considered. Given a panel of size of ten, a value greater than or equal to 0.62 is interpreted as valid (Lawshe, 1975). Tilden et al. (1990) suggested that a value must exceed 0.70 for the item to be considered valid. On the other hand, Lynn (1986) said that a value of 0.80 or more is preferred to be considered valid. Table 1 shows the formula to calculate the CVR and CVI used to analyze the experts' rating data.

Table 1

The formula for calculating the CVR and CVI

CVR values	CVI values
$\text{CVR} = \frac{Ne - \frac{N}{2}}{\frac{N}{2}}$	$\text{CVI} = \frac{\sum \text{CVR}}{n}$
Where: <i>Ne</i> = the number of experts indicating "strongly agree" <i>N</i> = total number of experts	Where: $\sum \text{CVR}$ = total CVR scores <i>n</i> = total number of items

3. Findings and Discussions

3.1. Analysis phase

The data clearly show the experiences of the teachers on the laborious process of preparing assessment-related reports due to manual checking. Hence, an innovative approach is needed to assist teachers in assessing the students' learning, preparing quality assessment-related reports, and performing better. As Perryman and Calvert (2020) argue, teachers are disappointed with their jobs because they look to be made up of low-quality assignments that do not assist students. The biggest impediment to improving teacher performance is the high volume and low-quality workloads generated (Brady & Wilson, 2021). Teachers are experiencing high levels of stress and burnout due to the increased pressure from test-based accountability procedures (von der Embse et al., 2019). Ancho and Bongco (2019) stated that although it is good that teachers face challenges with a positive attitude, it would still be ideal to look for ways to complete the task without risking the teachers' physical well-being.

3.2. Design phase

The CBA tool used the 50-item multiple-choice type of test following the guidelines on test construction of the Department of Education. Multiple Choice Questions (MCQs) have been widely utilized as an educational assessment technique (Kumar et al., 2023). Kaipa (2021) revealed that students believe that MCQs will adequately assess their content knowledge and understanding.

Microsoft Office applications such as PowerPoint and Excel were used to design the offline CBA tool in Statistics and Probability. PowerPoint is a complete graphical presentation program with tools for word editing, outlining, sketching, and presentation management. Excel is a program used to arrange data and perform computations on it. It can perform data analysis and statistics computation. Because of the powerful tools available, such as PowerPoint Master Slide that is used for creating background designs, which allow users to create standards for the layout and visual appearance of every slide, and the built-in tools in PowerPoint, such as Visual Basic Application (VBA) and Macros, which are used to create programming codes to integrate interactive functions, PowerPoint and Excel are ideal platforms for designing assessment tools. As Abdulrahman et al. (2020) mentioned, using a suitable tool is crucial. Adopting multimedia in education demands a complete understanding of the technology and the components required to represent concepts or ideas accurately.

3.3. Development phase

3.3.1. The layout and features of the CBA tool using PowerPoint and Excel

Figure 1

Front-end view of the CBA tool



Figure 2

General Instructions for Assessment Takers

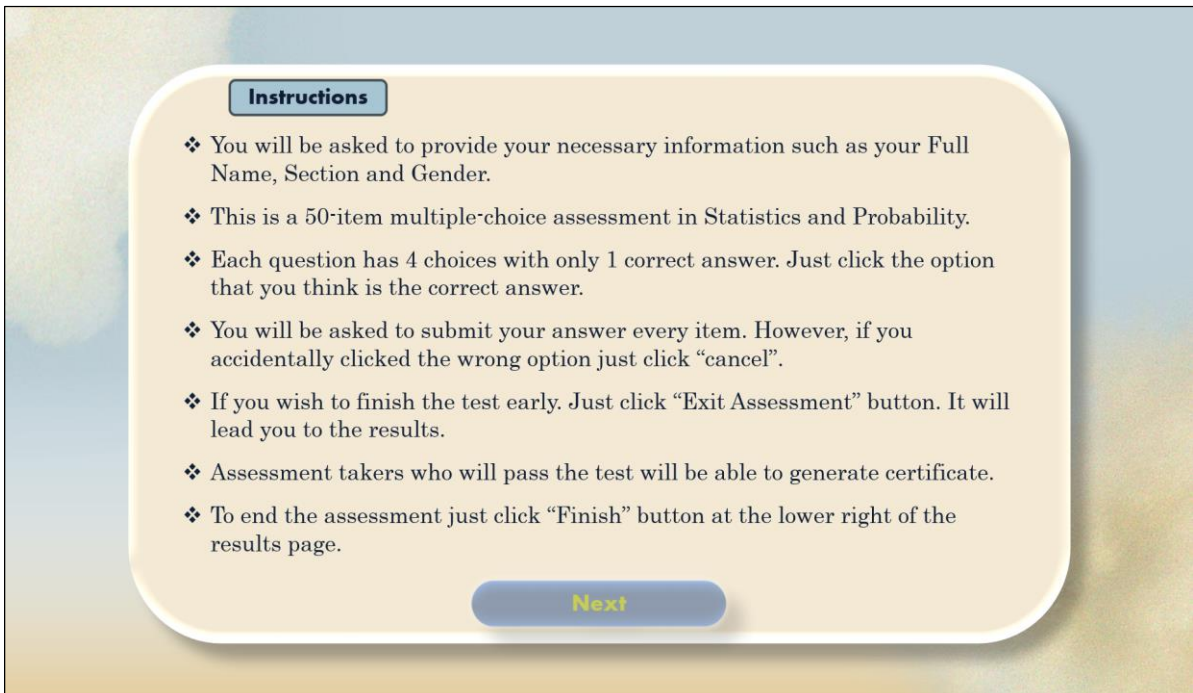


Figure 3*Data entry of necessary information for assessment takers*

Enter your name: * Required

Surname First Name M.I.

Enter your section: * Required

SEX: * Required

M / F

Start Assessment

The tool does not require an internet connection. This can help prevent students from cheating. Because this will be administered through computer labs, teachers will have complete control and may restrict internet access so students cannot search for answers online.

Figure 4*Assessment question layout*

Question Exit Assessment

A random variable which can only assume a countable number of values is a ____.

Continuous variable

Discrete random variable

Mass point

Probability mass function

Confirmation: submit your answer! OK Cancel

1 out of 50

Shuffling of choices. This feature can discourage students from copying their seatmates' answers.

Changing of answers. Students can change the answer if they accidentally click the wrong button. Teachers can easily give instructions to students because of the dialogue box that pops up whenever a user mistakenly clicks a wrong button.

Exit assessment button. A button that leads to results if the test taker decides to terminate the exam early. Teachers can quickly provide directions to students since there are command buttons that are easy to understand.

Figure 5

View results layout



Figure 6

Results layout for assessment takers

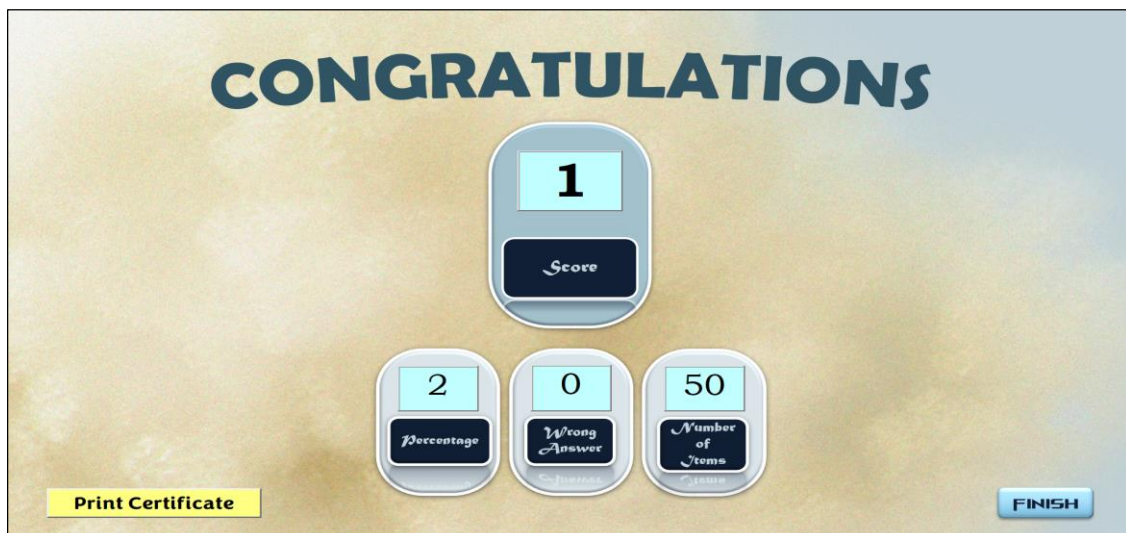


Figure 9

MPL and MPS results layout using Excel

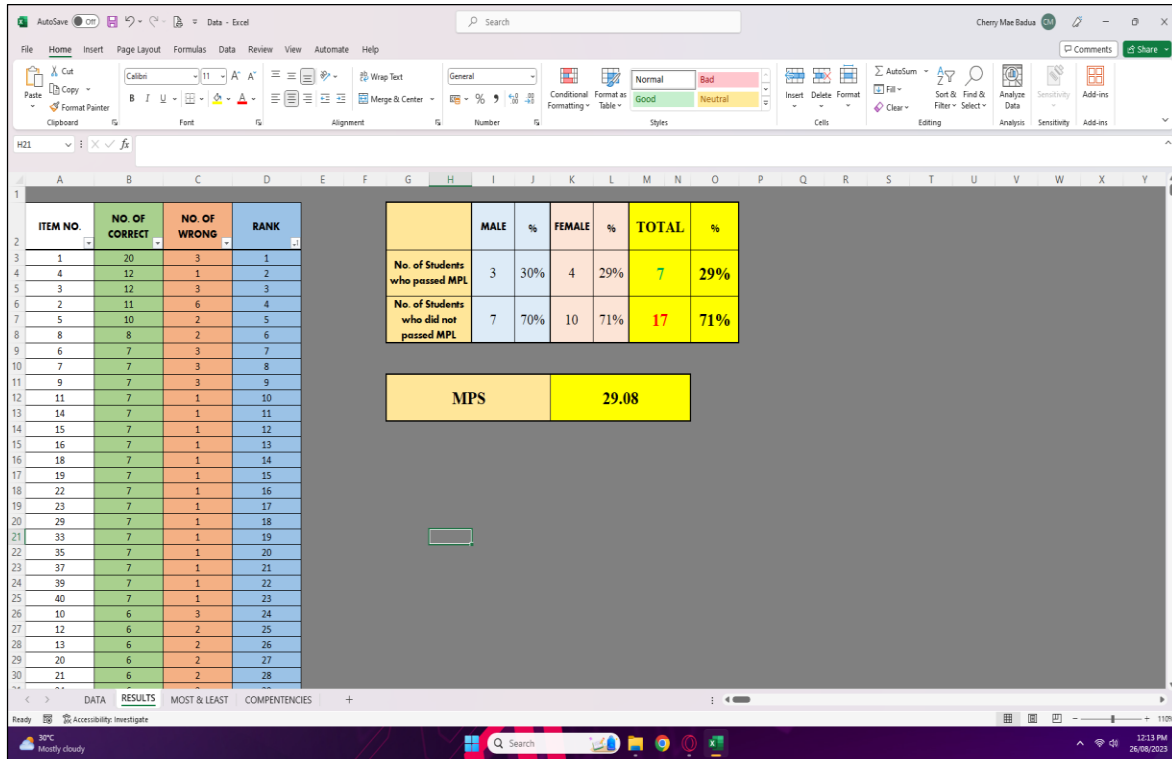
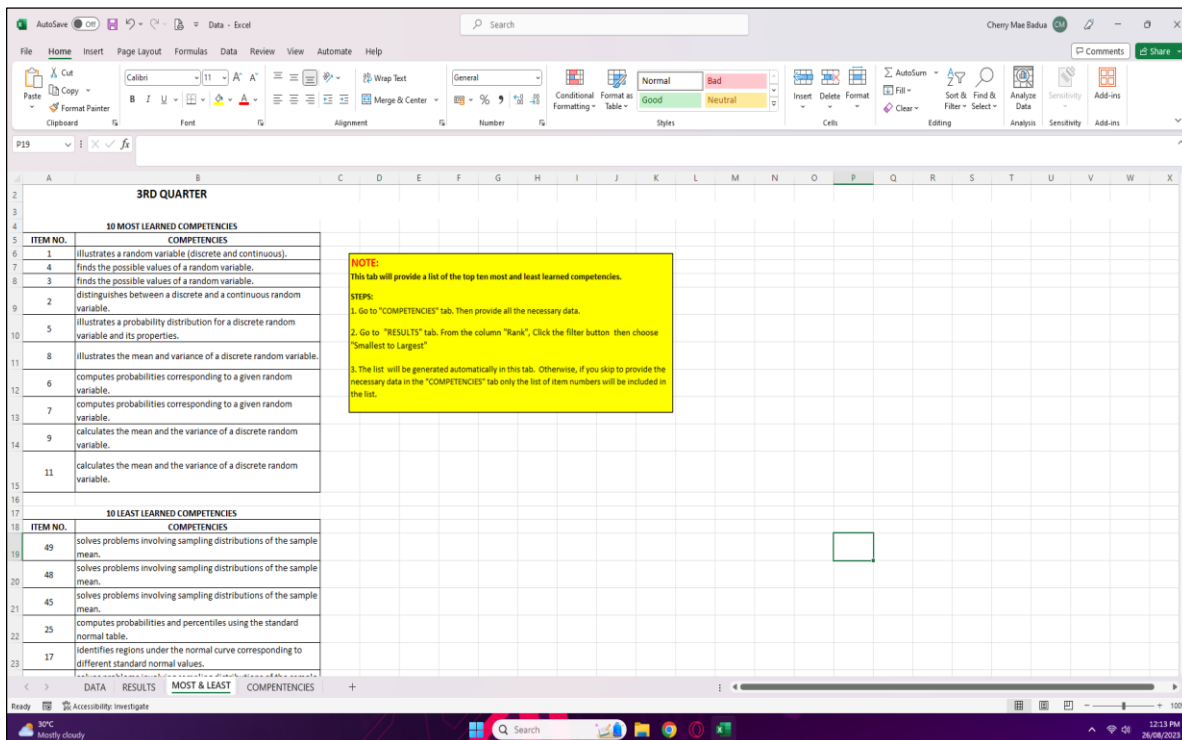


Figure 10

List of Most and Least Learned Competencies layout using Excel



There is an Excel file that stores all the data of the assessment takers, such as the name of the student, section, score, and percentage, and questions with corresponding labels (correct or wrong). This also includes the MPS result and the number of students correctly answering each item. This saves time for teachers to complete other tasks by making it simple for them to record and analyze test results and generate assessment-related reports on time.

3.3.2. Programming the codes using VBA and Macros

All the functionalities and features of the CBA tool were incorporated by allowing all the macros to run and using the VBA as a programming language. The codes are programmed by customizing the ribbon and adding the developer tool where all the codes are created. Each functionality was carefully programmed to make it easy for the user to navigate and understand each command button in the assessment tool.

Figure 11

Codes for collecting the test takers' information

```

Microsoft Visual Basic for Applications - [Slide2 (Code)]
Project - VBAProject
VBAProject (Assessment (Teacher))
  Microsoft PowerPoint Objects
    Slide2
    Slide35
    Slide83
    SlideLayout14
  Modules
    CommandButton
      Private Sub CommandButton_Click()
        Module1.RandomiseAnswerOrder

        If TBName = "" Then
          MsgBox ("Supply all required information.")
        ElseIf TBName = "" Then
          MsgBox ("Supply all required information.")
        ElseIf TBName = "" Then
          MsgBox ("Supply all required information.")
        ElseIf TBSection = "" Then
          MsgBox ("Supply all required information.")
        ElseIf TBGender = "" Then
          MsgBox ("Supply all required information.")
        Else
          ActivePresentation.SlideShowWindow.View.GotoSlide (2)
        End If

        Set CertificateSlide = ActivePresentation.Designs(2).SlideMaster.CustomLayouts(2)
        CertificateSlide.Shapes("CName").TextFrame.TextRange = TBName.Value + ", " + TBName.Value
        CertificateSlide.Shapes("CSection").TextFrame.TextRange = TBSection.Value
      End Sub

      Private Sub TBName_Change()
        TBName.Text = UCase(TBName.Text)
      End Sub

      Sub TBGender_Change()
        If TBGender = "M" Then
          TBGender.Value = "M"
        ElseIf TBGender = "F" Then
          TBGender.Value = "F"
        ElseIf TBGender = "m" Then
          TBGender.Value = "M"
        ElseIf TBGender = "f" Then
          TBGender.Value = "F"
        ElseIf TBGender = "" Then
          TBGender.Value = ""
          MsgBox("Invalid Entry! Use M or F only", vbOK + vbInformation, "Confirmation") = vbOK Then
            TBGender.Value = ""
          End If
        End If
      End Sub

      Private Sub TBName_Change()
        TBName.Text = UCase(TBName.Text)
      End Sub

      Private Sub TBSection_Change()
        TBSection.Text = UCase(TBSection.Text)
      End Sub

      Private Sub TBName_Change()
        TBName.Text = UCase(TBName.Text)
      End Sub
    End Module
  End Project

```

Figure 12*Codes for generating certificates for test takers*

```

Microsoft Visual Basic for Applications - [Slide35 (Code)]
Project - VBAProject
VBAProject (Assessment (Teacher))
  Microsoft PowerPoint Objects
    Slide2
    Slide35
    Slide83
    SlideLayout14
  Modules
    Module1

Private Sub CommandButton1_Click()
    Set CertificateSlide = ActivePresentation.Designs(2).SlideMaster.CustomLayouts(2)
    CertificateSlide.Shapes("CPercentage").TextFrame.TextRange = Int(SlideLayout14.Percentage.Caption)
    If (SlideLayout14.Percentage.Caption) > 60 Then
        Application.FileDialog(msoFileDialogFolderPicker).Show
        Dim Location As String
        Location = Application.FileDialog(msoFileDialogFolderPicker).SelectedItems(1) & "*"
        Set SlidesToBePrinted = ActivePresentation.PresentationOptions.Ranges.Add(53, 54)
        ActivePresentation.ExportAsFixedFormat Location & Slide2.TBName.Value & "*" & Slide2.TBName.Value & "*" & Slide2.TBName.Value & " Assessment Certificate" & ".PDF", ppFixedFormatTypePDF, , , ,
        output = MsgBox("PDF has been generated", vbInformation, "Certificate has been printed")
    Else
        output = MsgBox("Congratulations for completing the assessment. However, your score is less than the Minimum Proficiency Level. Do better next time.", vbInformation, "Certificate cannot be printed")
    End If
End Sub

```

Figure 13*Codes for linking the results to the Excel file*

```

Microsoft Visual Basic for Applications - [SlideLayout14 (Code)]
Project - VBAProject
VBAProject (Assessment (Teacher))
  Microsoft PowerPoint Objects
    Slide2
    Slide35
    Slide83
    SlideLayout14
  Modules
    Module1

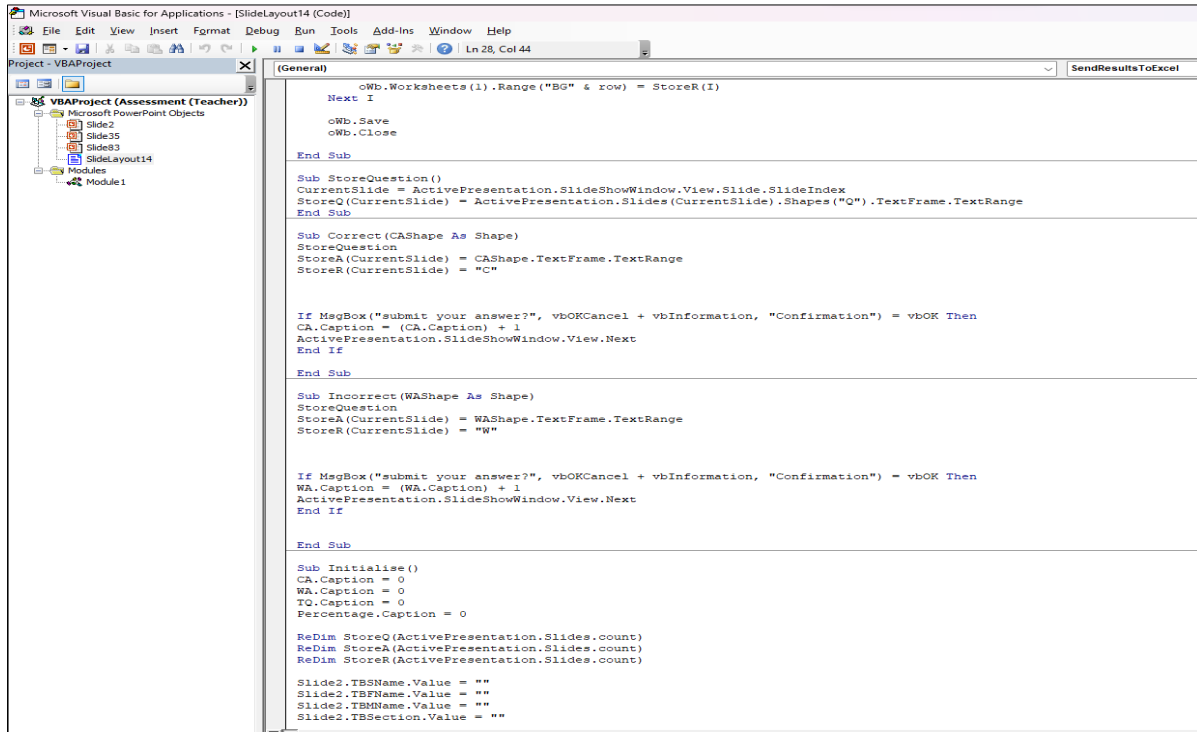
Dim StoreQ() As String
Dim StoreA() As String
Dim StoreR() As String
Dim CurrentSlide As Integer

Sub SendResultsToExcel()
    Dim oXLApp As Object
    Dim oWb As Object
    Dim row As Long
    Set oXLApp = CreateObject("Excel.Application")
    'On a Mac change \ to : in the following line
    Set oWb = oXLApp.Workbooks.Open(ActivePresentation.Path & "\ " & "Data.xlsx")
    If oWb.Worksheets(1).Range("A1") = "" Then
        oWb.Worksheets(1).Range("A1") = "Surname"
        oWb.Worksheets(1).Range("A2") = "First Name"
        oWb.Worksheets(1).Range("A3") = "M.I."
        oWb.Worksheets(1).Range("A4") = "Section"
        oWb.Worksheets(1).Range("A5") = "Gender"
        oWb.Worksheets(1).Range("A6") = "Number of Items"
        oWb.Worksheets(1).Range("A7") = "Score"
        oWb.Worksheets(1).Range("A8") = "Missed Questions"
        oWb.Worksheets(1).Range("A9") = "Percentage"
        oWb.Worksheets(1).Range("A10") = "Q1"
        oWb.Worksheets(1).Range("A11") = "Q2"
        oWb.Worksheets(1).Range("A12") = "Q3"
        oWb.Worksheets(1).Range("A13") = "Q4"
        oWb.Worksheets(1).Range("A14") = "Q5"
        oWb.Worksheets(1).Range("A15") = "Q6"
        oWb.Worksheets(1).Range("A16") = "Q7"
        oWb.Worksheets(1).Range("A17") = "Q8"
        oWb.Worksheets(1).Range("A18") = "Q9"
        oWb.Worksheets(1).Range("A19") = "Q10"
        oWb.Worksheets(1).Range("A20") = "Q11"
        oWb.Worksheets(1).Range("A21") = "Q12"
        oWb.Worksheets(1).Range("A22") = "Q13"
        oWb.Worksheets(1).Range("A23") = "Q14"
        oWb.Worksheets(1).Range("A24") = "Q15"
    End If
End Sub

```

Figure 14

Codes for calculating the score of the test taker



```

Microsoft Visual Basic for Applications - [SlideLayout14 (Code)]
Project - VBAProject
VBAProject (Assessment (Teacher))
  Microsoft PowerPoint Objects
    Slide2
    Slide35
    Slide83
    SlideLayout14
  Modules
    Module1

(General)
oWb.Worksheets(1).Range("B6" & row) = StoreR(I)
Next I
oWb.Save
oWb.Close
End Sub

Sub StoreQuestion()
CurrentSlide = ActivePresentation.SlideShowWindow.View.Slide.SlideIndex
StoreQ(CurrentSlide) = ActivePresentation.Slides(CurrentSlide).Shapes("Q").TextFrame.TextRange
End Sub

Sub Correct(CAShape As Shape)
StoreQuestion
StoreR(CurrentSlide) = CAShape.TextFrame.TextRange
StoreR(CurrentSlide) = "C"

If MsgBox("submit your answer?", vbOKCancel + vbInformation, "Confirmation") = vbOK Then
CA.Caption = (CA.Caption) + 1
ActivePresentation.SlideShowWindow.View.Next
End If
End Sub

Sub Incorrect(WAShape As Shape)
StoreQuestion
StoreR(CurrentSlide) = WAShape.TextFrame.TextRange
StoreR(CurrentSlide) = "W"

If MsgBox("submit your answer?", vbOKCancel + vbInformation, "Confirmation") = vbOK Then
WA.Caption = (WA.Caption) + 1
ActivePresentation.SlideShowWindow.View.Next
End If
End Sub

Sub Initialise()
CA.Caption = 0
WA.Caption = 0
TQ.Caption = 0
Percentage.Caption = 0

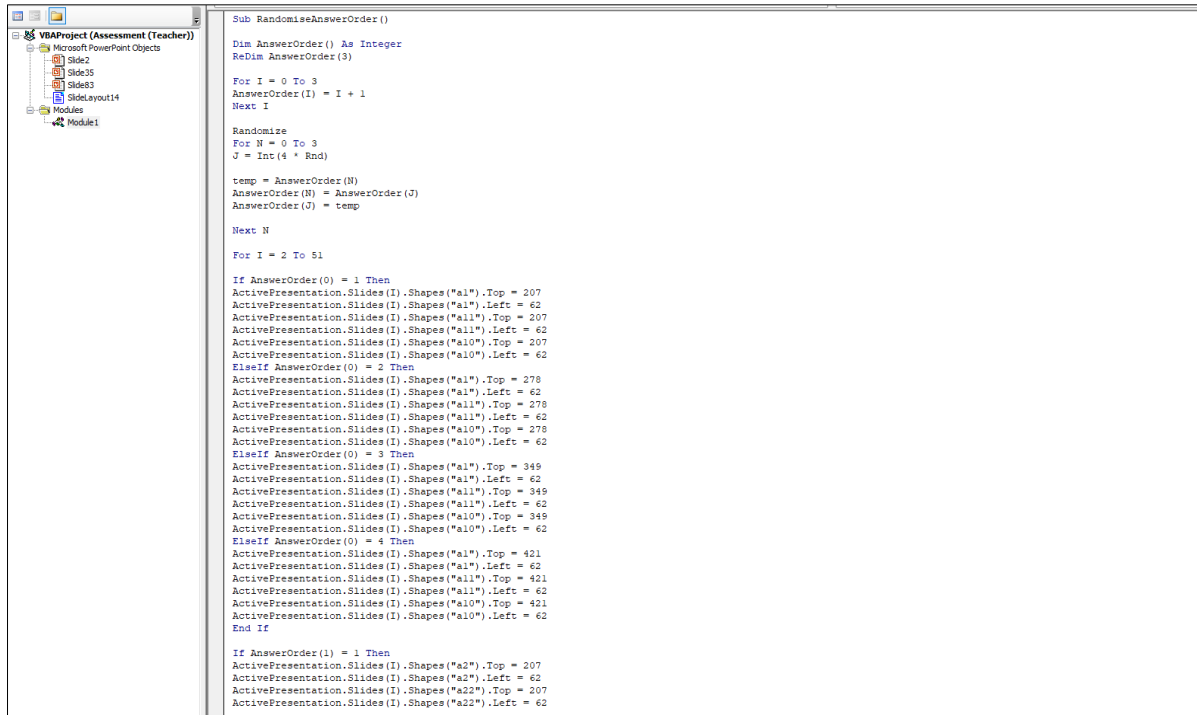
ReDim StoreQ(ActivePresentation.Slides.count)
ReDim StoreA(ActivePresentation.Slides.count)
ReDim StoreR(ActivePresentation.Slides.count)

Slide2.TBSName.Value = ""
Slide2.TBFName.Value = ""
Slide2.TBFName.Value = ""
Slide2.TBSection.Value = ""

```

Figure 15

Codes for the shuffling of choices



```

Sub RandomiseAnswerOrder()
Dim AnswerOrder() As Integer
ReDim AnswerOrder(3)

For I = 0 To 3
AnswerOrder(I) = I + 1
Next I

Randomize
For N = 0 To 3
J = Int(4 * Rnd)
temp = AnswerOrder(N)
AnswerOrder(N) = AnswerOrder(J)
AnswerOrder(J) = temp
Next N

For I = 2 To 51
If AnswerOrder(0) = 1 Then
ActivePresentation.Slides(I).Shapes("a1").Top = 207
ActivePresentation.Slides(I).Shapes("a1").Left = 62
ActivePresentation.Slides(I).Shapes("a11").Top = 207
ActivePresentation.Slides(I).Shapes("a11").Left = 62
ActivePresentation.Slides(I).Shapes("a10").Top = 207
ActivePresentation.Slides(I).Shapes("a10").Left = 62
ElseIf AnswerOrder(0) = 2 Then
ActivePresentation.Slides(I).Shapes("a1").Top = 278
ActivePresentation.Slides(I).Shapes("a1").Left = 62
ActivePresentation.Slides(I).Shapes("a11").Top = 278
ActivePresentation.Slides(I).Shapes("a11").Left = 62
ActivePresentation.Slides(I).Shapes("a10").Top = 278
ActivePresentation.Slides(I).Shapes("a10").Left = 62
ElseIf AnswerOrder(0) = 3 Then
ActivePresentation.Slides(I).Shapes("a1").Top = 349
ActivePresentation.Slides(I).Shapes("a1").Left = 62
ActivePresentation.Slides(I).Shapes("a11").Top = 349
ActivePresentation.Slides(I).Shapes("a11").Left = 62
ActivePresentation.Slides(I).Shapes("a10").Top = 349
ActivePresentation.Slides(I).Shapes("a10").Left = 62
ElseIf AnswerOrder(0) = 4 Then
ActivePresentation.Slides(I).Shapes("a1").Top = 421
ActivePresentation.Slides(I).Shapes("a1").Left = 62
ActivePresentation.Slides(I).Shapes("a11").Top = 421
ActivePresentation.Slides(I).Shapes("a11").Left = 62
ActivePresentation.Slides(I).Shapes("a10").Top = 421
ActivePresentation.Slides(I).Shapes("a10").Left = 62
End If

If AnswerOrder(1) = 1 Then
ActivePresentation.Slides(I).Shapes("a2").Top = 207
ActivePresentation.Slides(I).Shapes("a2").Left = 62
ActivePresentation.Slides(I).Shapes("a22").Top = 207
ActivePresentation.Slides(I).Shapes("a22").Left = 62

```


Figure 16

Codes for the navigation and functionalities of buttons of the CBA tool

```

Sub StoreQuestion()
    CurrentSlide = ActivePresentation.SlideShowWindow.View.Slide.SlideIndex
    StoreQ(CurrentSlide) = ActivePresentation.Slides(CurrentSlide).Shapes("Q").TextFrame.TextRange
End Sub

Sub Correct(CAShape As Shape)
    StoreQuestion
    StoreA(CurrentSlide) = CAShape.TextFrame.TextRange
    StoreR(CurrentSlide) = "C"

    If MsgBox("submit your answer?", vbOKCancel + vbInformation, "Confirmation") = vbOK Then
        CA.Caption = (CA.Caption) + 1
        ActivePresentation.SlideShowWindow.View.Next
    End If

End Sub

Sub Incorrect(WAShape As Shape)
    StoreQuestion
    StoreA(CurrentSlide) = WAShape.TextFrame.TextRange
    StoreR(CurrentSlide) = "W"

    If MsgBox("submit your answer?", vbOKCancel + vbInformation, "Confirmation") = vbOK Then
        WA.Caption = (WA.Caption) + 1
        ActivePresentation.SlideShowWindow.View.Next
    End If

End Sub

Sub Initialise()
    CA.Caption = 0
    WA.Caption = 0
    TQ.Caption = 0
    Percentage.Caption = 0

    ReDim StoreQ(ActivePresentation.Slides.count)
    ReDim StoreA(ActivePresentation.Slides.count)
    ReDim StoreR(ActivePresentation.Slides.count)

    Slide2.TBSName.Value = ""
    Slide2.TBFName.Value = ""
    Slide2.TBMName.Value = ""
    Slide2.TBSection.Value = ""
    Slide2.TBGender.Value = ""
End Sub

Sub Reset()
    Initialise
    ActivePresentation.SlideShowWindow.View.Exit
End Sub

Sub ExitAssessment()
    If MsgBox("Doops!! Do you want to exit the assessment without answering all the questions?", vbOKCancel + vbExclamation, "Finish Assessment") = vbOK Then
        ActivePresentation.SlideShowWindow.View.GotoSlide (52)
    End If
End Sub

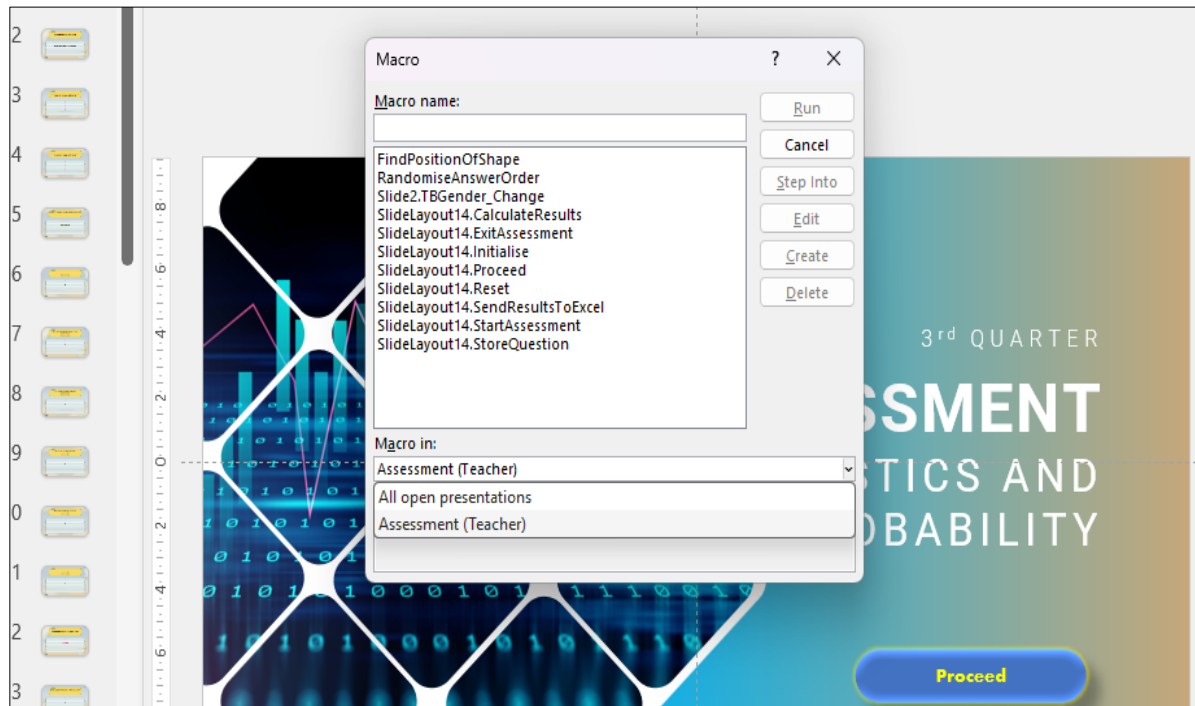
Sub StartAssessment()
    Initialise
    ActivePresentation.SlideShowWindow.View.GotoSlide (56)
End Sub

Sub Proceed()

```

Figure 17

Macros setting of the CBA tool



3.4. Offline Computer-Based Assessment tool validation

Table 2

Validators' assessment of the CBA tool

Criteria	CVI	Interpretation
Functionality	1.00	Valid
Usability	0.90	Valid
Efficiency	1.00	Valid
Technicality	0.95	Valid
Accessibility	0.85	Valid
Overall CVI	0.94	Valid

Results indicate that the developed CBA tool is valuable and can help teachers to perform better. Parallel to the results found by Shute and Rahimi (2017) with CBA, teachers will have more time to perform other teaching-related tasks and be able to offer individualized learning opportunities to students. In addition, Joy (2023) concluded that computer-based tests save administration time and resources by creating easy-to-transfer digital records of student progress and development while Blundell (2021) explained that using digital technology in school-based assessments has a promising future. There is more opportunity to do so with the rising use of digital devices in schools. This demonstrates that the CBA can present many opportunities for the teaching and learning process in raising the quality of education. Overall, the offline CBA tool in Statistics and Probability received positive feedback from the validators regarding its usefulness in helping teachers prepare assessment-related reports. As a result, educational institutions should consider adopting the tool.

4. Conclusion and Recommendation

An innovative approach using offline CBA tools can assist teachers in addressing the issues on the difficulties in conducting quarterly assessments and preparing assessment-related reports. The CBA tool was designed following the 50-item, multiple-choice test utilizing MS PowerPoint and MS Excel with the following features: offline setting, shuffling of choices, changing of answers, exit assessment button, immediate results display, passers certificate, and data collection. Based on the experts' assessment, the developed CBA tool is

valid regarding functionality, usability, efficiency, technicality, and accessibility. Using CBA can help educators generate accurate and timely assessment results. However, one of the primary challenges is computer availability and the ICT knowledge of teachers and students.

Schools with a number of students should consider adopting innovative approaches like CBA to prevent assessment issues. However, they should provide students and teachers with basic ICT knowledge through training and workshops to successfully utilize CBA. Furthermore, the school administration may plan strategies to schedule and assign the students who will participate in CBA if there are not enough computers available.

Implementing the developed CBA tool can help establish further the validity of the tool and the reliability of the results. The tool can be further enhanced by exploring different types of tests and modifying the program settings, like adding a time limit and shuffling questions that may be incorporated according to the type of test. Similarly, future developers may utilize Microsoft Excel in encoding the questions and choices to avoid the deformation of the design in PowerPoint in creating CBA tools.

Acknowledgment/Declaration

The authors declare no conflict of interest. The study did not receive funding from any agency or institution.

References

- Abdulrahman, M. D., Faruk, N., Oloyede, A. A., Surajudeen-Bakinde, N. T., Olawoyin, L. A., Mejabi, O. V., Imam-Fulani, Y. O., Fahm, A. O., & Azeez, A. L. (2020). Multimedia tools in the teaching and learning processes: A systematic review. *Heliyon*, 6(11). [https://www.cell.com/heliyon/pdf/S2405-8440\(20\)32155-1.pdf](https://www.cell.com/heliyon/pdf/S2405-8440(20)32155-1.pdf)
- Akdemir, O. & Oguz, A. (2008). Computer-based testing: An alternative for the assessment of Turkish undergraduate students. *Computers & Education*, 51(3), 1198-1204. <https://doi.org/10.1016/j.compedu.2007.11.007>

- Alabi, A., Samuel, K. & Sabitu, A. (2023). Effectiveness of computer based and paper pencil tests on the achievement of senior secondary school chemistry students in Kano Metropolis. *AJSTME*, 9(2), 97-102.
- AlAdl, A. (2020). Using electronic tests versus pen and paper tests: The experience of Delta University. *Journal of the Faculty of Education - Mansoura University*, 2(110), 31-45. https://maed.journals.ekb.eg/article_147690_d5d445b1d47b48bd4ac64748e5d38ae.pdf
- Alek, A., Marzuki, A. G., Farkhan, M., Surahman, D., Daryanto, D., & Febrianto, S. (2020). Computer based testing in senior high school on national examination. *Indonesian Journal of Learning Education and Counseling*, 2(2), 204-210. <https://doi.org/10.31960/ijolec.v2i2.340>
- Ancho, I., & Bongco, R. (2019). Exploring Filipino teachers' professional workload. *Journal of Research, Policy & Practice of Teachers and Teacher Education*, 9(2), 19-29. <https://doi.org/10.37134/jrpptte.vol9.no2.2.2019>
- Asio, J.R., Gadia, E.D., Abarintos, E.C., Paguio, D.P. & Balce, M. (2021). Internet connection and learning device availability of college students: basis for institutionalizing flexible learning in the new normal. *Studies in Humanities and Education*, 2(1): 56 – 69. DOI : 10.48185/she.v2i1.224
- Barrot, J.S., Llenares, I.I. & del Rosario, L.S. (2021). Students' online learning challenges during the pandemic and how they cope with them: The case of the Philippines. *Educ Inf Technol* 26, 7321–7338. <https://doi.org/10.1007/s10639-021-10589-x>
- Bayazit, A. & Aşkar, P. (2012). Performance and duration differences between online and paper–pencil tests. *Asia Pacific Educ. Rev.* 13, 219–226. <https://doi.org/10.1007/s12564-011-9190-9>
- Bloom, T. J., Rich, W. D., Olson, S. M., & Adams, M. L. (2018). Perceptions and performance using computer-based testing: One institution's experience. *Currents in pharmacy teaching & learning*, 10(2), 235–242. <https://doi.org/10.1016/j.cptl.2017.10.015>

- Blundell, C. N. (2021). Teacher use of digital technologies for school-based assessment: A scoping review. *Assessment in Education: Principles, Policy & Practice*, 28(3), 279-300. <https://doi.org/10.1080/0969594X.2021.1929828>
- Brady, J., & Wilson, E. (2021). Teacher well-being in England: Teacher responses to school-level initiatives. *Cambridge Journal of Education*, 51(1), 45–63. <https://doi.org/10.1080/0305764X.2020.1775789>
- Burgmanis, G., Mikite, M., France, I., & Namsone, D. (2023). Development of computer-based diagnostic assessment system: Case study of equivalence of paper-and-pencil and computer-based testing. *Society. Integration. Education. Proceedings of the International Scientific Conference*, 1, 613-622. <https://doi.org/10.17770/sie2023vol1.7096>
- Campbell, P. (2014). Modifying ADDIE: Incorporating new technologies in library instruction. *Public Services Quarterly*, 10(2), 138-149. <https://doi.org/10.1080/15228959.2014.904214>
- Campbell, S., Greenwood, M., Prior, S., Shearer, T., Walkem, K., Young, S., Bywaters, D., & Walker, K. (2020). Purposive sampling: Complex or simple? Research case examples. *Journal of Research in Nursing*, 25(8), 652-661. <https://doi.org/10.1177/1744987120927206>
- Ceka, B., & O'Geen, A. (2019). Evaluating student performance on computer-based versus handwritten exams: Evidence from a field experiment in the classroom. *PS: Political Science & Politics*, 52(4), 757-762. doi:10.1017/S104909651900091X
- Cha, H., Park, T., & Seo, J. (2020). What should be considered when developing ICT-integrated classroom models for a developing country? *Sustainability*, 12(7), Article 2967. <https://doi.org/10.3390/su12072967>
- Csapó, B., Ainley, J., Bennett, R.E., Latour, T., Law, N. (2012). Technological Issues for Computer-Based Assessment. In: Griffin, P., McGaw, B., Care, E. (eds) *Assessment*

and Teaching of 21st Century Skills. Springer. https://doi.org/10.1007/978-94-007-2324-5_4

Danniels, E., Pyle, A. & DeLuca, C. (2020). The role of technology in supporting classroom assessment in play-based kindergarten. *Teaching and Teacher Education*, 88, 102966. <https://doi.org/10.1016/j.tate.2019.102966>

Darr, C. (2014). Computer-administered vs paper-and-pencil tests: Is there a difference? *Set: Research Information for Teachers*, (3), 61-64. <https://doi.org/10.18296/set.0322>

Das, K. (2019). The role and impact of ICT in improving the quality of education: An overview. *International Journal of Innovative Studies in Sociology and Humanities*, 4(6), 97-103. <https://ijissh.org/storage/Volume4/Issue6/IJISSH-040611.pdf>

Debuse, J.C.W. & Lawley, M. (2016). Benefits and drawbacks of computer-based assessment and feedback systems: Student and educator perspectives. *British Journal of Educational Technology*, 47(2), 294-301. <https://doi.org/10.1111/bjet.12232>

Dembitzer, L., Zelikpvtz, S., & Kettler, R. (2017). Designing computer-based assessments: multidisciplinary findings and student perspectives. *International Journal of Educational Technology*, 4(3), 20-31.

DiCarlo, C.F., Deris, A.R. & Deris, T.P. (2023). mLearning Versus Paper and Pencil Practice for Telling Time: Impact for Attention and Accuracy. *J Behav Educ*, 32(1), 127–145. <https://doi.org/10.1007/s10864-021-09442-5>

Efendi, R., Lesmana, L. S., Putra, F., Yandani, E., & Wulandari, R. A. (2021, February). Design and Implementation of Computer Based Test (CBT) in vocational education. In *Journal of Physics: Conference Series*, 1764(1), 012068. IOP Publishing. <https://doi.org/10.1088/1742-6596/1764/1/012068>

- Elmahdi, I., Al-Hattami, A. & Fawzi, H. (2018). Using technology for formative assessment to improve students' learning *TOJET: The Turkish Online Journal of Educational Technology*, 17(2), 182-188.
- Gocotano, T.E., Jerodiaz, M.L., Banggay, J.P., Nasibog, H. & Go, M.B. (2021). Higher education students' challenges on flexible online learning implementation in the rural areas: A Philippine case. *International Journal of Learning, Teaching and Educational Research*, 20(7), 262-290. <https://doi.org/10.26803/ijlter.20.7.15>
- Gonzales, R.D. & Callueng, C.M. (2014). Classroom assessment practices of Filipino teachers: Measurement and impact of professional development. In: Magno, C. & Gaerlan, M. (eds.). *Essential of Counseling Education*. Asian Psychological Services and Assessment. <https://doi.org/10.13140/2.1.1950.3685>
- Grapin, N., & Sayac, N. (2022). From paper-pencil to tablet-based assessment: A comparative study at the end of primary school. Twelfth Congress of the European Society for Research in Mathematics Education. <https://hal.science/hal-03753427>
- Hundani, M., & Toquero, C. M. (2021). Teaching-related paperwork: examining linkage to occupational stress of public school teachers in primary education. *ASEAN Journal of Basic and Higher Education*, 5, 13-25. <https://www.paressu.org/online/index.php/aseanjbh/article/view/286>
- Jomoad, P. D., Antiquina, L. M. M., Cericos, E. U., Bacus, J. A., Vallejo, J. H., Dionio, B. B., Bazar, J. S., Cocolan, J.V., & Clarin, A. S. (2021). Teachers' workload in relation to burnout and work performance. *International journal of educational policy research and review*. <https://doi.org/10.15739/IJEPRR.21.007>
- Joy, O. T. E. (2023). Impact of Computer-Based Tests on the Quality of Education in Nigeria. *International Journal of Information Technology & Computer Engineering*, 3(03), 6-14. <https://doi.org/10.55529/ijitc.36.1.7>
- Jurāne-Brēmane, A. (2023). Digital Assessment in Technology-Enriched Education: Thematic Review. *Education Sciences*. 13(5): 522. <https://doi.org/10.3390/educsci13050522>

- Kaipa, R. M. (2021). Multiple choice questions and essay questions in curriculum. *Journal of Applied Research in Higher Education*, 13(1), 16-32. <https://www.emerald.com/insight/content/doi/10.1108/JARHE-01-2020-0011/full/html>
- Kumar, A. P., Nayak, A., Shenoy, M., & Goyal, S. (2023). A novel approach to generate distractors for multiple choice questions. *Expert Systems with Applications*, 225, Article 120022. <https://doi.org/10.1016/j.eswa.2023.120022>
- Laurie, R., Bridglall, B. L., & Arseneault, P. (2015). Investigating the effect of computer-administered versus traditional paper and pencil assessments on student writing achievement. *SAGE Open*, 5(2). <https://doi.org/10.1177/2158244015584616>
- Lawshe, C. (1975). A quantitative approach to content validity 1. *Personnel Psychology*, 28(4), 563-575. <https://doi.org/10.1111/j.1744-6570.1975.tb01393.x>
- Lesly, N. (2021). Implementing a computer-based test (CBT) as final assessment and its relevance to the teaching and learning process (A case of students and teachers in SMA Negeri 1 Soe). *Wiralodra English Journal*, 5(2), 15-27. <https://wej.unwir.ac.id/index.php/wej/article/view/132>
- Looney, J. W. (2009). *Assessment and innovation in education*. OECD Education Working Papers, No. 24, OECD Publishing. <http://dx.doi.org/10.1787/222814543073>
- Lynn, M. R. (1986). Determination and quantification of content validity. *Nursing Research*, 35(6), 382-386. <https://doi.org/10.1097/00006199-198611000-00017>
- Maqableh, M., Masa'deh, R. & Mohammed, A. (2015) The acceptance and use of computer based assessment in higher education. *Journal of Software Engineering and Applications*, 8, 557-574. doi: [10.4236/jsea.2015.810053](https://doi.org/10.4236/jsea.2015.810053).
- Mirsharapovna, S. Z., Shadjalilovna, S. M., Kakhramonovich, A. A., & Malikovna, K. R. N. (2022). Pros and cons of computer technologies in education. *Texas Journal of Multidisciplinary Studies*, 14, 26-29. <https://zienjournals.com/index.php/tjm/article/view/2658>

- Moon, J. L. (2013). *Comparability of online and paper/pencil mathematics performance measures* [Doctoral Dissertation, University of Nebraska]. Lincoln ProQuest Dissertations Publishing.
<https://www.proquest.com/openview/f7029531aa38d9a6ba29f5688270f741/1?pq-origsite=gscholar&cbl=18750>
- Neumann, M.M., Anthony, J.L., Erazo, N.A. and Neumann, D.L. (2019). Assessment and technology: Mapping future directions in the early childhood classroom. *Front. Educ.* 4:116. <https://doi.org/10.3389/feduc.2019.00116>
- Nikou, S.A. & Economides, A.A. (2019). A comparative study between a computer-based and a mobile-based assessment: Usability and user experience. *Interactive Technology and Smart Education*, 16(4), 381-391. <https://doi.org/10.1108/ITSE-01-2019-0003>
- Nye, C.D. (2022). Technology-based assessments: Novel approaches to testing in organizational, psychological, and educational settings. *International Journal of Testing*, 22:3-4, 213-215, <https://doi.org/10.1080/15305058.2022.2143173>
- Obilor, E. I. (2023). Convenience and purposive sampling techniques: Are they the same. *International Journal of Innovative Social & Science Education Research*, 11(1), 1-7. <https://seahipaj.org/journals-ci/mar-2023/IJSSER/full/IJSSER-M-1-2023.pdf>
- Pentang, J. T. (2021). Technological dimensions of globalization across organizations: Inferences for instruction and research. *International Educational Scientific Research Journal*, 7(7), 28-32. <https://dx.doi.org/10.2139/ssrn.3896459>
- Pentang, J. T. (2023, May 10). *Quantitative research instrumentation for educators*. Lecture Series on Research Process and Publication, Wesleyan University - Philippines. <http://dx.doi.org/10.13140/RG.2.2.21153.28004>

- Perryman, J., & Calvert, G. (2020). What motivates people to teach, and why do they leave? Accountability, performativity and teacher retention. *British Journal of Educational Studies*, 68(1), 3-23. <https://doi.org/10.1080/00071005.2019.1589417>
- Richey, R., & Klein, J. (2005). Developmental research methods: Creating knowledge from instructional design and development practice. *Journal of Computing in Higher Education*, 16, 23-38. <https://doi.org/10.1007/BF02961473>
- Ripana, U. (2022). Computer based test in modern era for students at Mitradharma Senior High School. *Glosains: Jurnal Sains Global Indonesia*, 3(1), 27-32. <https://doi.org/10.59784/glosains.v3i1.50>
- Sarmiento, C. P., Morales, M. E., Elipane, L. E., & Palomar, B. C. (2020). Assessment practices in Philippine higher STEAM education. *Journal of University Teaching & Learning Practice*, 17(5). <https://doi.org/10.53761/1.17.5.18>
- Serdyukov, P. (2017). Innovation in education: what works, what doesn't, and what to do about it? *Journal of Research in Innovative Teaching & Learning*, 10(1), 4-33. <https://doi.org/10.1108/JRIT-10-2016-0007>
- Shudong Wang, Hong Jiao, Young, M. J., Brooks, T., & Olson, J. (2008). Comparability of computer-based and paper-and-pencil testing in K–12 reading assessments: A meta-analysis of testing mode effects. *Educational and Psychological Measurement*, 68(1), 5-24. <https://doi.org/10.1177/0013164407305592>
- Shute, V. J., & Rahimi, S. (2017). Review of computer-based assessment for learning in elementary and secondary education. *Journal of Computer Assisted Learning*, 33(1), 1-19. <https://doi.org/10.1111/jcal.12172>
- Sibberns, H. (2020). Technology and Assessment. In: Wagemaker, H. (eds) *Reliability and Validity of International Large-Scale Assessment*. IEA Research for Education, vol 10. Springer, Cham. https://doi.org/10.1007/978-3-030-53081-5_10
- Sirianni, J. M., Ng, Y. J., & Vishwanath, A. (2017). Adopting computer-based assessments: The role of perceived value in classroom technology acceptance. *Online Journal of*

- Communication and Media Technologies*, 7(4), 1-23. <https://doi.org/10.29333/ojcm/2607>
- Smolinsky, L., Marx, B. D., Olafsson, G., & Ma, Y. A. (2020). Computer-based and paper-and-pencil tests: A study in calculus for STEM majors. *Journal of Educational Computing Research*, 58(7), 1256-1278. <https://doi.org/10.1177/0735633120930235>
- Sullivan, P. D. (2020). *An examination of the use of computer-based formative assessments*. Electronic Theses and Dissertations. 2116. <https://digitalcommons.georgiasouthern.edu/etd/2116>
- Terzis, V. & Economides, A.A. (2011). The acceptance and use of computer based assessment. *Computers & Education*, 56(4), 1032-1044. <https://doi.org/10.1016/j.compedu.2010.11.017>
- Terzis, V. & Economides, A.A. (2011). The acceptance and use of computer based assessment. *Computers & Education*, 56(4), 1032-1044. <https://doi.org/10.1016/j.compedu.2010.11.017>
- Thurlow, M., Lazarus, S. S., Albus, D., & Hodgson, J. (2010). *Computer-based testing: Practices and considerations* (Synthesis Report 78). Minneapolis, MN: University of Minnesota, National Center on Educational Outcomes.
- Tilden, V. P., Nelson, C. A., & May, B. A. (1990). Use of qualitative methods to enhance content validity. *Nursing Research*, 39(3), 172-175. <https://doi.org/10.1097/00006199-199005000-00015>
- Tomasik, M.J., Berger, S. & Moser, U. (2018). On the development of a computer-based tool for formative student assessment: Epistemological, methodological, and practical issues. *Front. Psychol.* 9:2245. <https://doi.org/10.3389/fpsyg.2018.02245>
- von der Embse, N., Ryan, S. V., Gibbs, T., & Mankin, A. (2019). Teacher stress interventions: A systematic review. *Psychology in the Schools*, 56(8), 1328-1343. <https://doi.org/10.1002/pits.22279>

- Wagner, I., Loesche, P. & Bißantz, S. (2022). Low-stakes performance testing in Germany by the VERA assessment: analysis of the mode effects between computer-based testing and paper-pencil testing. *Eur J Psychol Educ*, 37, 531–549 (2022). <https://doi.org/10.1007/s10212-021-00532-6>
- Wang, T.H., Kao, C.H. & Chen, H.C. (2021). Factors associated with the equivalence of the scores of computer-based test and paper-and-pencil test: Presentation type, item difficulty and administration order. *Sustainability*, 13(17), Article 9548. <https://doi.org/10.3390/su13179548>
- Zacharis, N.Z. (2010). Innovative assessment for learning enhancement: issues and practices. *Contemporary Issues in Education Research*, 3(1), 61-70. <https://doi.org/10.19030/cier.v3i1.162>
- Zheng, M., & Bender, D. (2019). Evaluating outcomes of computer-based classroom testing: Student acceptance and impact on learning and exam performance. *Medical teacher*, 41(1), 75–82. <https://doi.org/10.1080/0142159X.2018.1441984>